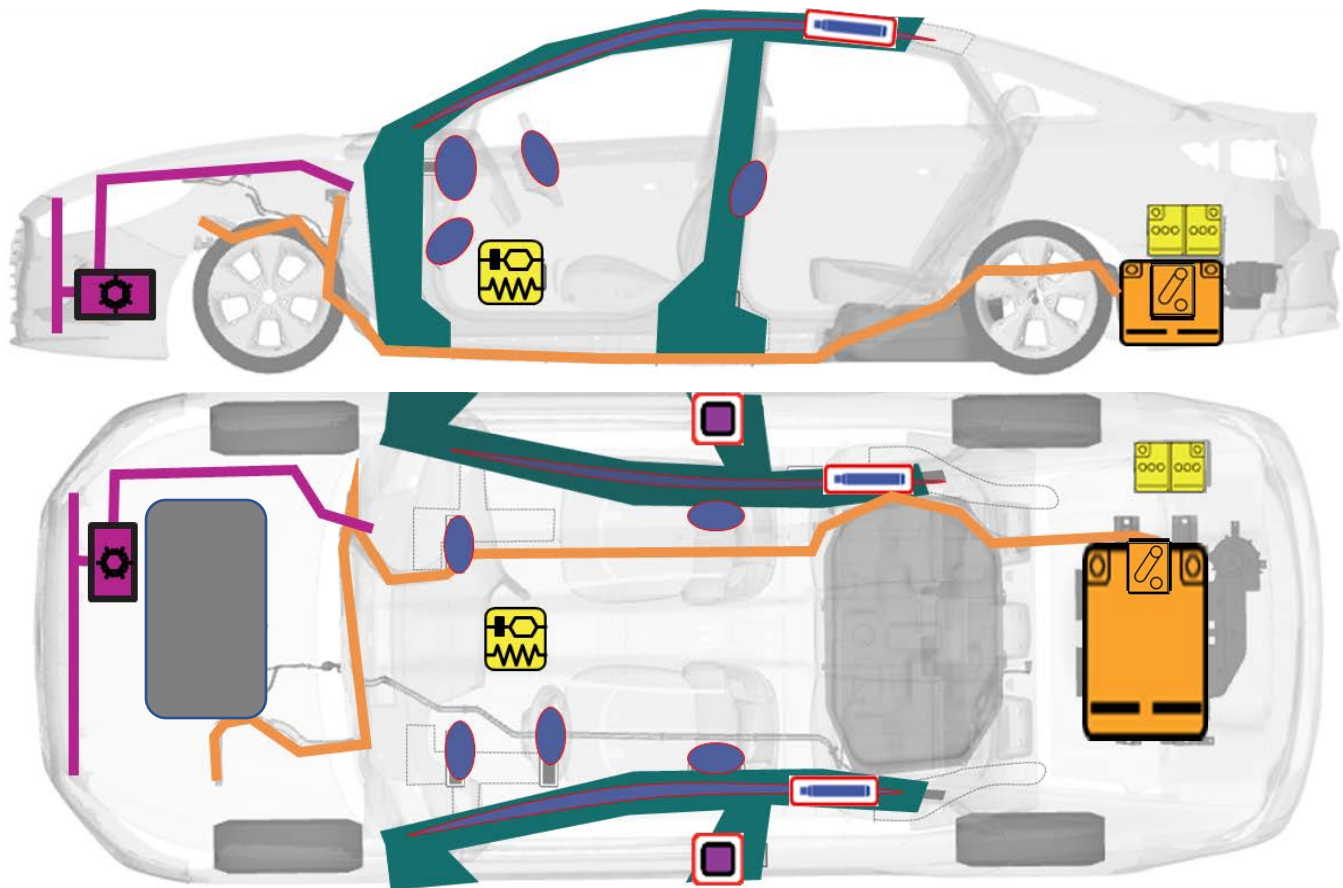













## Vehicle Identification



## Accessing Vehicle



	Supplemental Restraint System Control Module (SRSCM)		Airbag		Airbag Gas Inflators
	High voltage cable		12V Battery		Air-conditioning line
	High Voltage Disconnect		Seat belt pretensioner		Ultra-High Strength Steel
	High Voltage Battery		Air-conditioning component	--	--

## Disabling Vehicle

**1**

**2**

5m (16.4ft) or more

**3**

DISCONNECT 12 VOLT NEGATIVE TERMINAL

**4**

**5**

**6**

WAIT 5min.

OR

**1**

**2**

5m (16.4ft) or more

**3**

REMOVE ALL FUSES

**4**

DISCONNECT 12 VOLT NEGATIVE TERMINAL

**5**


HIGH VOLTAGE BATTERY IN TRUNK FLOOR

**6**

WAIT 5min.

## Vehicle Towing Information

*Tow the vehicle using a flat bed or using wheel dollies. Never tow the vehicle with the front or rear wheels on the ground*



**For further information, please refer to the Emergency Response Guide (ERG).**

Applicable to the Sonata Hybrid vehicles first sold in the United States.	ID. No.	Version No.	Page
	KMH-LFE HEV	01.2021.09	2 of 2