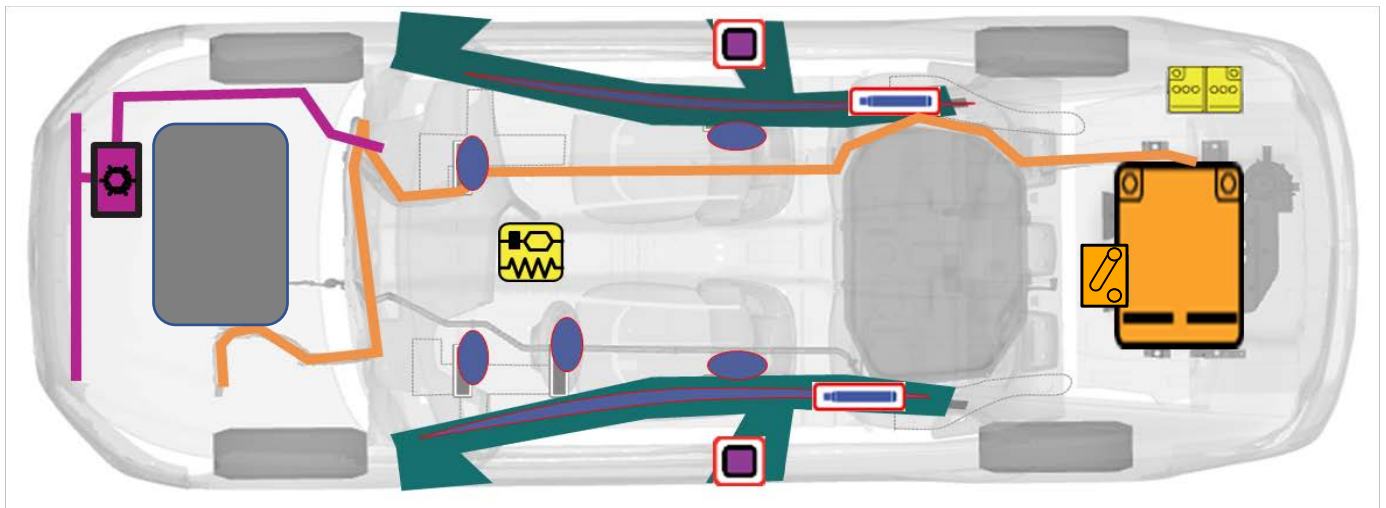
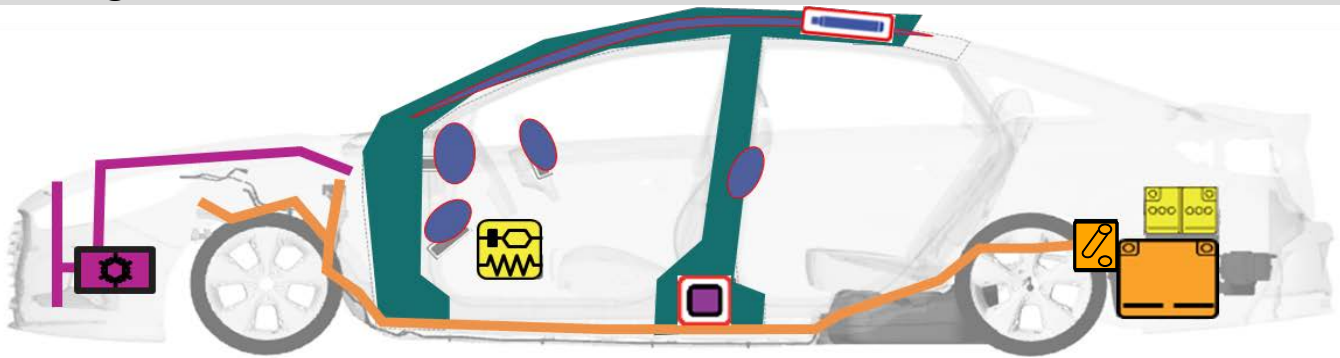













Vehicle Identification / Recognition



Accessing Vehicle



	Supplemental Restraint System Control Module (SRSCM)		Airbag		Airbag Gas Inflators
	High voltage cable		12 Volt Battery		Air-conditioning line
	High Voltage Disconnect		Seat belt pretensioner		Ultra-High Strength Steel
	High Voltage Battery		Air-conditioning component	--	--

Disabling Vehicle

1

2

5m (16.4ft) or more

3

DISCONNECT NEGATIVE TERMINAL

4

LOCATE SAFETY PLUG

5

RELEASE (B) & REMOVE SAFETY PLUG (C)

WAIT 5min.

OR

1

2

5m (16.4ft) or more

3

REMOVE ALL FUSES

4

DISCONNECT NEGATIVE 12 VOLT TERMINAL

5

LOCATE SAFETY PLUG


6

RELEASE (B) & REMOVE SAFETY PLUG (C)

WAIT 5min.

Vehicle Towing Information

Tow the vehicle using a flat bed or using wheel dollies. Never tow the vehicle with the front or rear wheels on the ground



For further information, please refer to the Emergency Response Guide (ERG).

Applicable to Sonata Hybrid vehicles first sold in the United States.	ID. No.	Version No.	Page
	KMH-YF HEV	01.2021.09	2 of 2