

## Vehicle Identification / Recognition

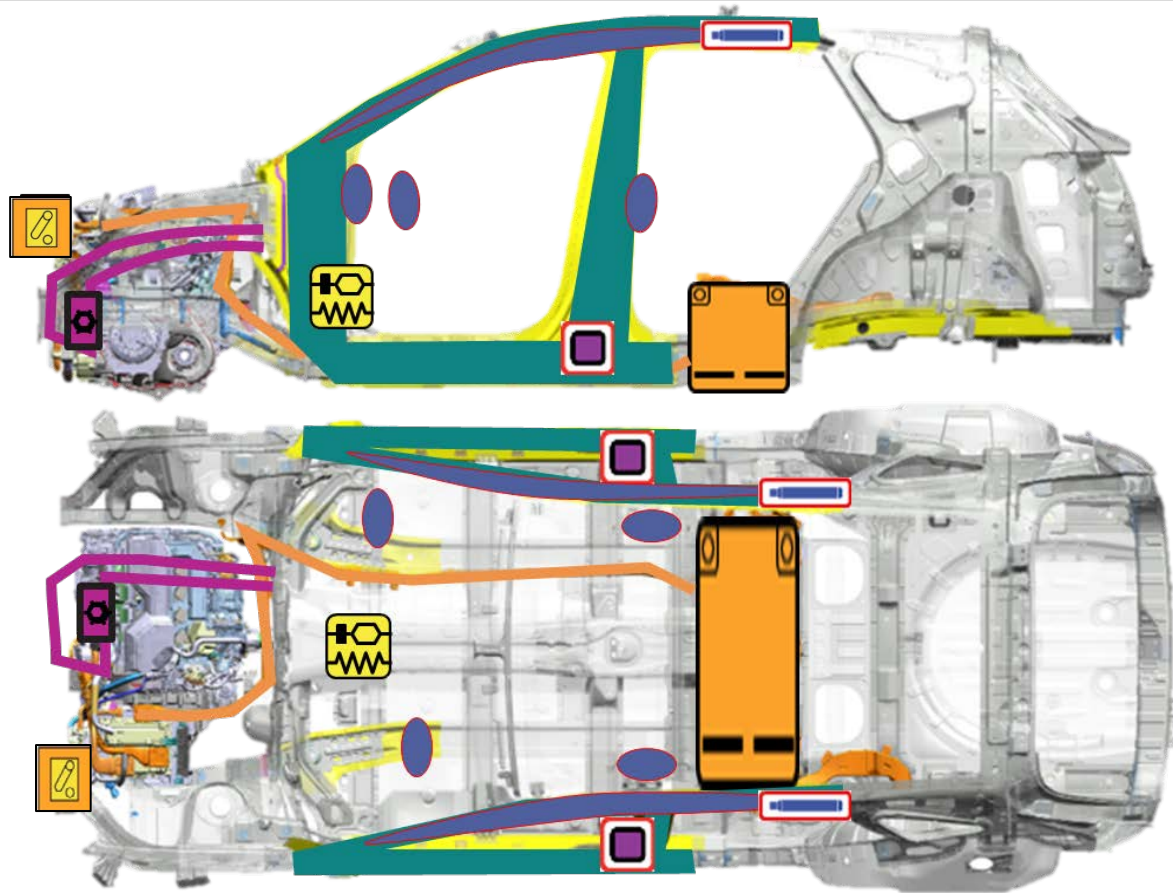












hybrid

TUCSON



## Accessing Vehicle



	Supplemental Restraint System Control Module (SRSCM)		Airbag		Airbag Gas Inflators
	High voltage cable		Ultra-High Strength Steel		Air-conditioning line
	Low Voltage Disconnect for High Voltage		Seat belt pretensioner		Air-conditioning component
	High Voltage Battery				

## Disabling Vehicle

**1**

**2**

5m (16.4ft) or more

**3**

**4**

**DISCONNECT 12 VOLT AUXILIARY BATTERY POSITIVE CABLE**

**5**

**UNPLUG SERVICE INTERLOCK CONNECTOR OR CUT WIRE**

WAIT 5min.

**OR**

**1**

**2**

5m (16.4ft) or more

**3**

**REMOVE ALL FUSES**

**4**

**DISCONNECT 12 VOLT AUXILIARY BATTERY POSITIVE CABLE**

**5**

**UNPLUG SERVICE INTERLOCK CONNECTOR OR CUT WIRE**

WAIT 5min.

## Vehicle Towing Information

*Tow the vehicle using a flat bed or using wheel dollies. Never tow the vehicle with the front or rear wheels on the ground*



**For further information, please refer to the Emergency Response Guide (ERG).**

Applicable to Tucson Hybrid vehicles first sold in the United States.	ID. No.	Version No.	Page
	KMH-NX4 HEV	01.2021.09	2 of 2