



CUSTOMER PROCESS SHEET

Smith Newton Gen 1 - First Responder Instructions

Document Number: CD-0650-0024

Effective Date: 8/3/2012

Process Owner: Terry Nicoletti

Revision Number: Original



WARNING

This electric vehicle has many high voltage wires identified by orange insulation or orange striping around a loom. Incorrect handling may cause hazardous conditions, resulting in severe injury or death and/or major physical damage.

The electricity from the High Voltage (HV) traction batteries can be isolated through performing the following procedure.

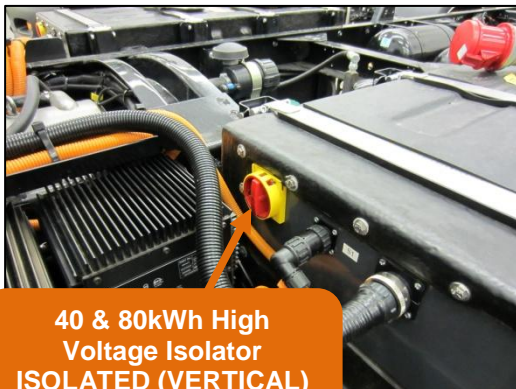
1. Place the ignition key in the **LOCK** position, or remove the ignition key.

2. Turn the 24 Volt Isolator switch (a red T handle switch located on the driver's side immediately behind cab) to the **ISOLATED** (vertical) position.


24V System Isolator
ISOLATED
(VERTICAL) Position



3. Turn the High Voltage Isolator switches on both battery pods to their **ISOLATED** (VERTICAL) positions.
 - a. There is one High Voltage Isolator Switch on each of the battery pods for the 40kWh and 80kWh systems.
 - b. There are 2 High Voltage Isolator Switches on each of the battery pods for the 120kWh system.



40 & 80kWh High
Voltage Isolator
ISOLATED (VERTICAL)
Position



120 kWh High Voltage
Isolators
ISOLATED (VERTICAL)
Positions



CUSTOMER PROCESS SHEET
Smith Newton Gen 1 - First Responder Instructions


Document Number: CD-0650-0024

Effective Date: 8/3/2012

Process Owner: Terry Nicoletti

Revision Number: Original

- The High Voltage Isolator switches are equipped with aligning clearance holes designed for the ability to lock the switches in their ISOLATED (VERTICAL) positions. Follow normal "lock-out, tag-out" practices.



- The High Voltage Battery system is now isolated.

	<p>WARNING Important! There will still be high voltage inside the traction battery pods, even when switched off. Therefore, if a pod is damaged, use caution working around the damaged area. Do not attempt to remove a pod or enter a pod for any reason.</p>
--	--

DOCUMENT HISTORY

Rev No.	Date Revised	Summary of Change	Revised By
Original	8/3/2012	New Issue	T Cushman