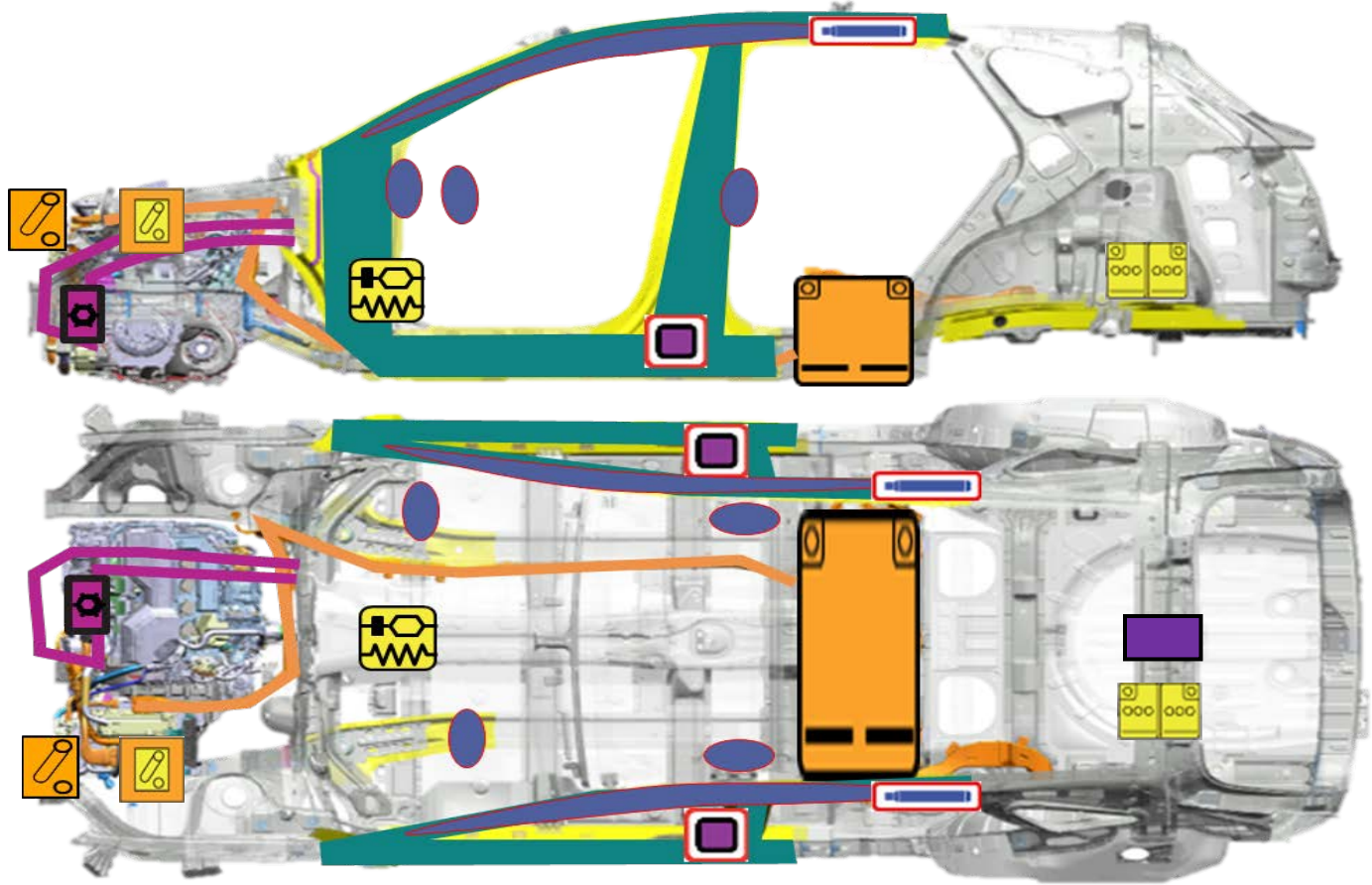









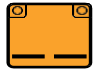




Vehicle Identification / Recognition



Accessing Vehicle



 Supplemental Restraint System Control Module (SRSCM)	 Airbag	 Airbag Gas Inflators
 High voltage cable	 12 Volt Battery	 Air-conditioning line
 Low voltage disconnect for high voltage	 OBC (On – Board Charger)	 Ultra-High Strength Steel
 High Voltage Battery	 Air-conditioning component	 Seat belt pretensioner

Disabling Vehicle

1

2

5m (16.4ft) or more

3

4

**DISCONNECT BATTERY
NEGATIVE CABLE**

5

6

**REMOVE SERVICE INTERLOCK
CONNECTOR OR CUT WIRE**

WAIT 5min.

OR

1

2

5m (16.4ft) or more

3

**REMOVE
ALL FUSES**

4

5

**DISCONNECT BATTERY
NEGATIVE CABLE**

6

**REMOVE SERVICE INTERLOCK
CONNECTOR OR CUT WIRE**

WAIT 5min.

Vehicle Towing Information

Tow the vehicle using a flat bed or using wheel dollies. Never tow the vehicle with the front or rear wheels on the ground



For further information, please refer to the Emergency Response Guide (ERG).

Applicable to Tucson Plug-in Hybrid vehicles first sold in the United States.	ID. No.	Version No.	Page
	KMH-NX4 PHEV	01.2021.09	2 of 2