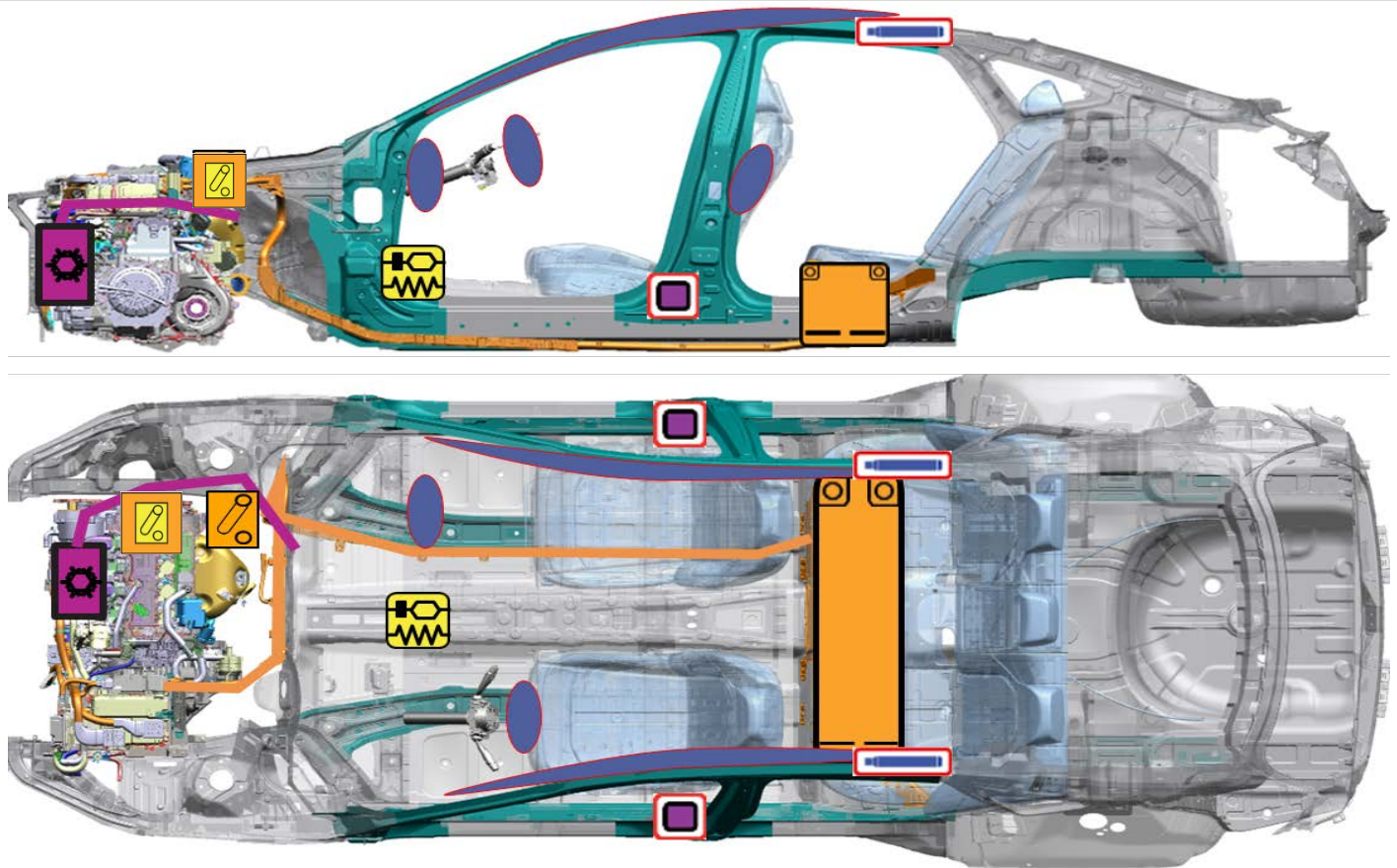












Vehicle Identification



Accessing Vehicle



	Supplemental Restraint System Control Module (SRSCM)		Airbag		Airbag Gas Inflators
	High voltage cable		Air-conditioning component		Air-conditioning line
	Low voltage disconnect for high voltage		Seat belt pretensioner		Ultra-High Strength Steel
	High Voltage Battery				

Disabling Vehicle

1

2

3

4

DISCONNECT 12 VOLT POSITIVE CABLE

5

DISCONNECT SERVICE INTERLOCK CONNECT OR CUT WIRE

WAIT 5min.

OR

1

2

3

REMOVE ALL FUSES

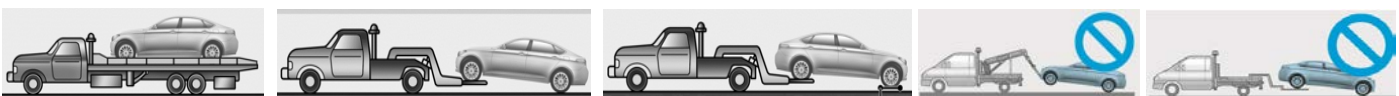
4

UNPLUG SERVICE INTERLOCK CONNECTOR OR CUT WIRE

WAIT 5min.

Vehicle Towing Information

Tow the vehicle using a flat bed or using wheel dollies. Never tow the vehicle with the front or rear wheels on the ground



For further information, please refer to the Emergency Response Guide (ERG).

Applicable to the Sonata Hybrid vehicles first sold in the United States.	ID. No.	Version No.	Page
	KMH-DN8 HEV	01.2021.09	2 of 2