
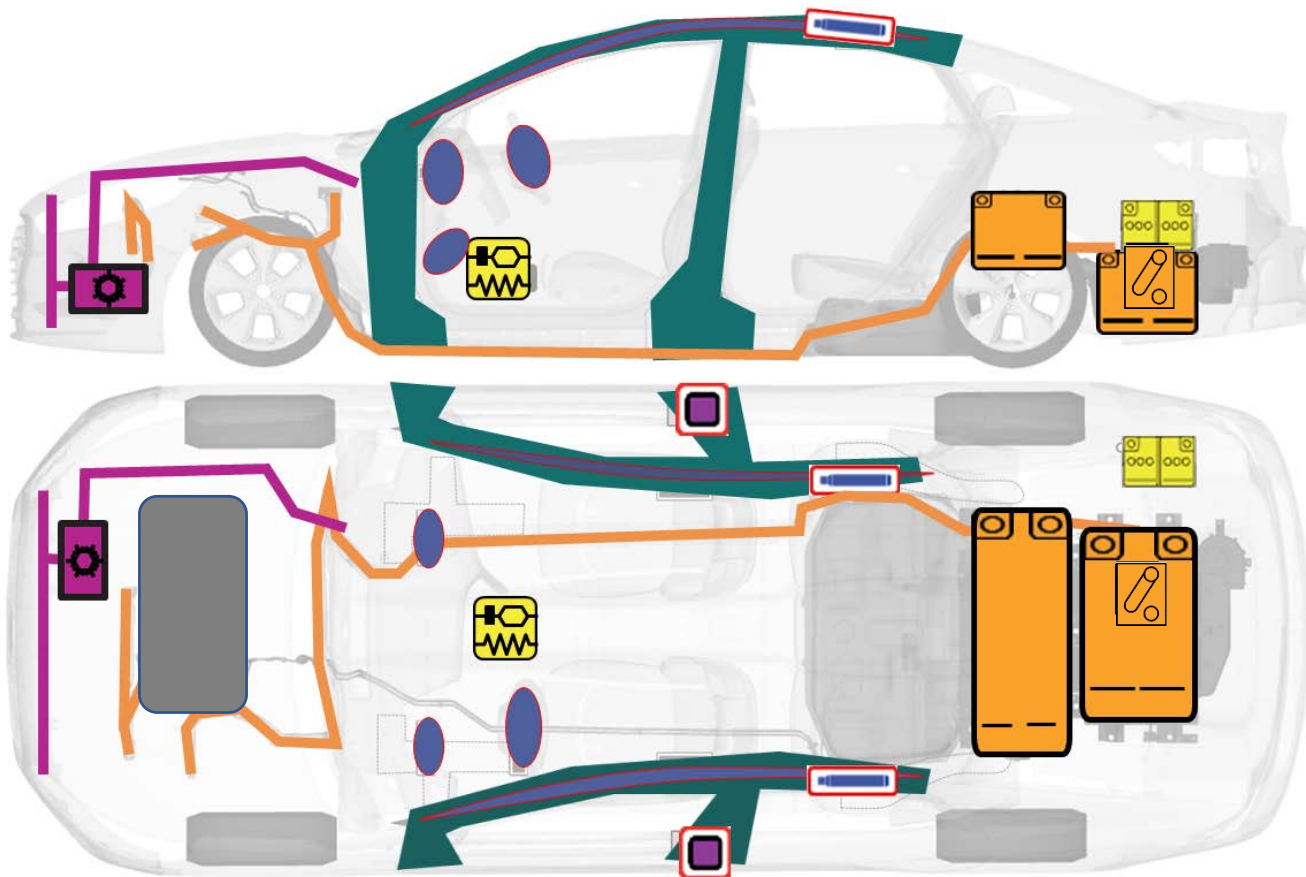














Vehicle Identification



Accessing Vehicle



 Supplemental Restraint System Control Module (SRSCM)	 Airbag	 Airbag Gas Inflators
 High voltage cable	 12V Battery	 Air-conditioning line
 Service Plug	 Seat belt pretensioner	 Ultra-High Strength Steel
 High Voltage Battery	 Air-conditioning component	 OBC (On – Board Charger)

Disabling Vehicle

1

2

5m (16.4ft) or more

3

DISCONNECT 12 VOLT NEGATIVE TERMINAL

4

5

6

WAIT 5min.

OR

1

2

5m (16.4ft) or more

3

REMOVE ALL FUSES

4

DISCONNECT 12 VOLT NEGATIVE TERMINAL

5

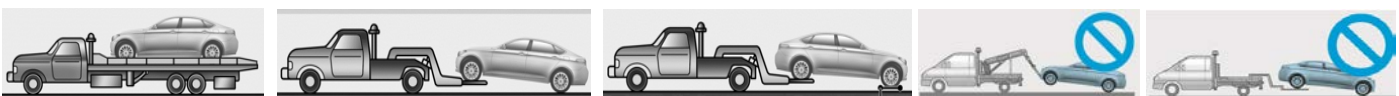
HIGH VOLTAGE BATTERY IN TRUNK FLOOR

6

WAIT 5min.

Vehicle Towing Information

Tow the vehicle using a flat bed or using wheel dollies. Never tow the vehicle with the front or rear wheels on the ground



For further information, please refer to the Emergency Response Guide (ERG).

Applicable to the Sonata Plug-in Hybrid vehicles first sold in the United States.	ID. No.	Version No.	Page
	KMH-LFE PHEV	01.2021.09	2 of 2